

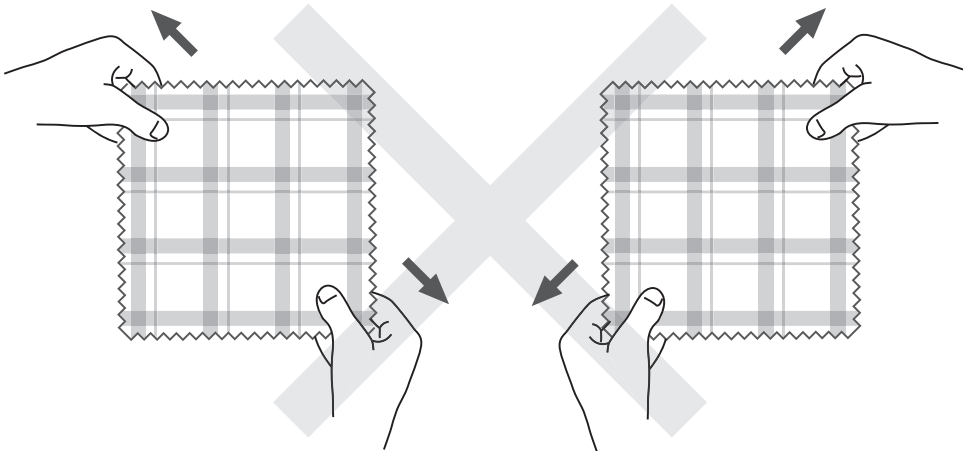


stretch testing of fabric for **curved\*** furniture**CORRECT** WAY OF STRETCH TESTING

pull fabric in the direction of the arrows



**note: the level of stretch required must be similar to Kvadrat "Divina" fabric**

**INCORRECT** WAY OF STRETCH TESTING

\*examples of curved furniture include:

025 & 050 chairs



elliott



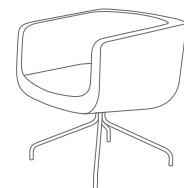
miles



miss molly



smooth

**IMPORTANT NOTES**

- Please select fabric with a level of 2-way stretch similar to Kvadrat "Divina". Fabric with less stretch will result in a higher level of upholstery puckering than on our samples and brochures.
- It is the fabric specifiers' sole responsibility to ensure that specified fabric is fit for purpose and suitable for the intended application. Where in doubt, we suggest you request written confirmation of the fabric's suitability from your chosen fabric supplier.
- If you require a guaranteed furniture delivery date for your project, please specify fabric where the fabric house will offer a *written guarantee of timely fabric delivery date* ( S+A will happily advise the latest date fabric must arrive for your order ). S+A accept no liability for furniture delays due to fabric delays.
- If specifying a patterned or striped fabric for curved furniture, please be aware that the pattern/stripes may not match up at the seams. If pattern is required to match up, extra fabric will need to be ordered. The client will also need to advise sales of the direction they wish the stripes to run along furniture, i.e. vertically or horizontally. Sales must be advised of this requirement at time of quoting.