

**



miss molly lounge sled chair*

australian design awards winner



scores you green star points



made in australia
6-8 weeks delivery
speedy after sales service



eco-friendly timber
from independently certified forests



super strong
solid stainless steel sled and beech
core shell



stackable
up to 6

vener



vener + seat pad

fully upholstered

polyskin



more pics @
[http://www.schamburgalvisse.com.au/
photos/molly-lounge-chair-sled.htm](http://www.schamburgalvisse.com.au/photos/molly-lounge-chair-sled.htm)

www.schamburgalvisse.com.au

p 61 2 9212 7644 f 61 2 9212 7844 e sales@schamburgalvisse.com.au

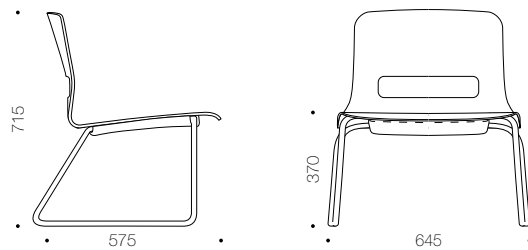
*All information is subject to change without notice. For the most current information please visit our website.

** please refer to the GECA Guidelines page (page 2) for more information.

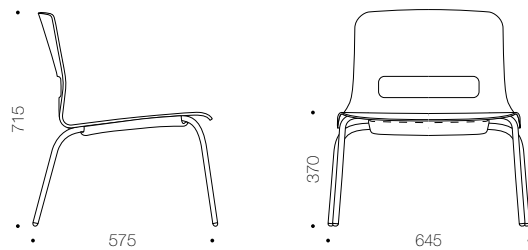
miss molly*

miss molly combines great comfort with modern looks. she is perfect for people of varying shapes and sizes, including those with generous bottoms.

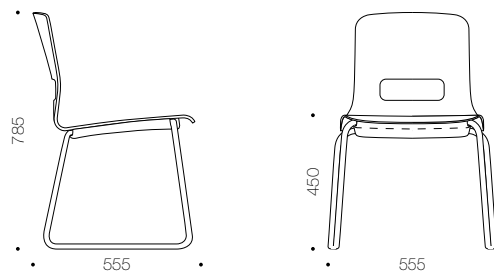
miss molly lounge sled chair



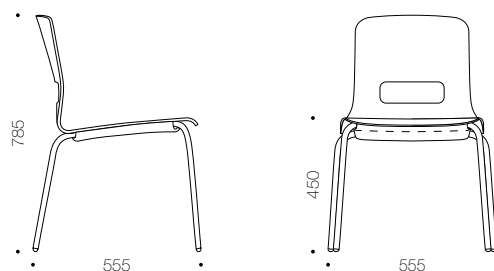
miss molly lounge chair



miss molly side sled chair



miss molly side chair



applications:

- visitors seating
- conference seating
- break out areas
- corporate lounge areas
- reception areas
- restaurant + bar lounge areas
- residential dining seating

specifications:

- legs: stainless steel legs
- seat + back: plywood shell
- bumper: polyethylene stacking bumper
- fixings: heavy-duty T-nut fixings
- feet: premium polyurethane or nylon feet

upholstery options:

- un-upholstered
- upholstered seat pad
- fully upholstered

finishes

- standard fabrics:
 - "pellan" vinyl + leathers + suedes
 - most faux suedes eg. "insuede"
 - most wools: "divina" + "metropolis"
 - others subject to stretch assessment
- timber veneers:
 - american walnut
 - european beech
 - white oak
- white polyskin (laminate)

www.schamburgalvisse.com.au

p 61 2 9212 7644 e sales@schamburgalvisse.com.au

*all brochure + specification information is subject to change without notice. for the most current information available, visit our website.

plywood* chairs maintenance information

*elliott, miles & miss molly chairs

A great deal of care and experience has gone into the manufacture of Schamburg + Alvisse products. The following hints will help to prolong their life.

general

Furniture should be inspected regularly for scratches, stains & other damage to ensure repairs are minor & manageable. If you have any queries about product care & maintenance please contact Schamburg + Alvisse.

solid timber & timber veneer

For general cleaning, dust furniture daily with a soft, damp cloth. Dry with a soft, dry cloth in the direction of the timber grain.

Once a month clean the timber with warm, soapy water using a soft cloth, again wiping in the direction of the timber grain.

Every six months apply a quality furniture wax in accordance with the manufacturer's details. Always be sure to protect the timber from moisture & liquid stains by soaking up excess liquid immediately using a non-coloured paper towel or an absorbent cloth. Do not place hot objects, including cups of tea/coffee, on timber surfaces as this may damage polish coating. Avoid direct exposure to sunlight, as this will damage timber & polishes. To remove minor scratches rub the surface lightly in the direction of the grain using a polish with a colour close to that of the veneer. If scratches are deep consult a professional furniture re-finisher.

Exposed timber & timber veneer is a natural product & will darken with age & exposure to ultra violet lighting. Periodically move items placed on top of the surface to ensure an even distribution of UV exposure to the surface.

Avoid placing heavy objects (such as televisions) on coffee tables of any finish, as deflection may occur. Timber edges are extremely vulnerable to impact damage, so please use caution when relocating timber products & when placing timber products next to hard surfaces. Cleaners should be instructed to exercise particular care to protect timber edges from impact from cleaning equipment.

stainless steel

For normal cleaning use a duster or dry soft cloth to clean the surface of loose dust & dirt.

To remove spots/fingerprints wipe the surface with a damp, soft cloth using a chrome or stainless steel (oily) spray.

Do not attempt cleaning using abrasive liquids (such as Jif) or harsh cloths that may scratch the surface.

textiles generally

For general cleaning vacuum your upholstery regularly. Turn & rotate loose cushions at least every three weeks.

Spill cleaning - blot or absorb the liquid out of the surface with a clean, detergent free cloth. Spot cleaning - dab the surface with a damp cloth using tepid water (max. 40 degrees C) & a neutral soap. Rinse the cloth often in clean warm water. When dry, gently rub the surface with a soft, dry cloth.

To remove dried solids, use a soft clothes brush to gently break up & remove solids, spot clean as above. To remove stubborn stains, seek professional cleaning advice before attempting to dry clean or steam clean fabric.

Do not machine wash under any circumstances. Wet cleaning involving the use of water, soap or detergents is not recommended. Wet cleaning can cause colours to run and if the padding beneath the fabric becomes damp, staining and interior damage may occur.

Avoid exposure of fabrics & leather to direct sunlight, as this is likely to cause fading & damage.

insuede fabric

Imported by Instyle Furnishings NSW (p) 02 9698 7255

100% Synthetic fabric with excellent durability exceeding 120,000 Martindale rubs.

Serious stains- Hot Water Extraction or Dry Cleaning by a professional dry cleaner. For more serious stains, please do not attempt to clean without consulting the importer (above).

microvin fabric

Imported by Royston House NSW (p) 02 9331 3033

Coated with 'Teflon' - when applied to fabrics, Teflon provides superior liquid repellency & protection.

Dry cleaning - use only Perchloroethylene through a professional dry cleaner.

Ironing/pressing - Steam iron over a protective cloth at 'synthetic' setting.

For more serious stains, please do not attempt to clean without consulting the importer (above).

microsuede fabric

Imported by Laine Furnishings NSW (p) 02 9552 6044

Coated with 'Teflon' - when applied to fabrics, Teflon provides superior liquid repellency & protection. Laine guarantee fabrics treated against faulty materials, workmanship & application for two (2) years. For more serious stains, please do not attempt to clean without consulting the importer (above).

leather

On no account should detergents, chemicals or furniture polishers be used in the cleaning of leather products.

Wipe down with a slightly damp, soft cloth and repeat after rinsing and wringing out the cloth in warm soapy water. Take great care not to flood the surface. An occasional very light application with a good leather restorer helps to keep it in good condition.

Try to keep leather out of direct sunlight, which will dry hide and fade the surface.

Avoid exposure to excessive heat

vinyl

Commercial grade vinyls are extremely hard wearing. For it to last as expected the following should be adhered to:

Each few days if necessary, simply wipe the surface with a clean sponge/cloth in soapy water, wipe down surface using a dry clean cloth before surface has dried. Regular cleaning of head and armrests to remove perspiration and oils is important.

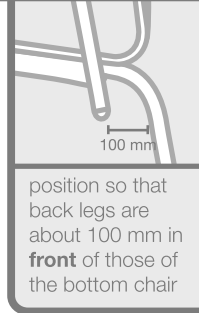

Do not use abrasive powders, solvents or detergents. Do not scrub with stiff brush. Treat spills and stains as soon as possible.

www.schamburgalvisse.com.au

p 61 2 9212 7644 f 61 2 9212 7844 e sales@schamburgalvisse.com.au
level 1, 116 kippax street surry hills nsw australia 2010

schamburgalvisse plywood* chairs

*elliott, miles & miss molly



WARNING: INCORRECT STACKING MAY CAUSE DAMAGE TO CHAIRS